

WORK SMARTER, QUICKER AND WITH MORE POWER!

# ViperGrip™

## Cam-Assisted™ Self-Adjusting & Locking Pliers



**Patented Cam-Assisted Mechanism**  
Increases hand force  
6X to virtually eliminate slippage



**Automatic Adjusting and Locking**  
Improves work speeds

**Parallel Handles**  
Provides true  
ONE-HANDED operation



**Adjustable Tension Knob**  
Reduces marring  
and slippage



**2 TOOLS IN 1!**

**SWITCH**

**Innovative Switch Lever**  
Enables quick and  
easy transitions

## THE PERFECT PLIERS FOR PROFESSIONALS & DO-IT-YOURSELFERS!



**Slim design gets close to any job**

**One-handed operation - no adjustment needed**

**The perfect tool for auto for mechanics**

**Locks onto rusted or stripped bolts**

**Contoured handles reduce stress**

- **2-in-1 Pliers Improves Versatility** Easily switch between locking and regular pliers
- **Saves Time** Automatically adjusts to lock onto thick or thin materials
- **Greater Gripping Power** Cam-assisted™ mechanism multiplies hand force up to 6 times
- **Reduces Slippage & Hand Fatigue** Patented innovation provides unique combination of power and versatility

CAM-ASSISTED™ SELF-ADJUSTING & LOCKING PLIERS



## Patented "Cam-Assist" Technology A closer look ...

- Multiplies hand force up to 6 times
- Improves your ability to complete the toughest jobs
- Reduces slippage
- Reduces hand fatigue



### Industrial Quality Teflon-Coated Cam

Reduces friction increasing clamping power and control

## 3 ViperGrip™ Models



### #9050 Self-Adjusting and Locking Pliers (2-in-1 Switch)

- Cam-Assisted™ hand force multiplier
- Switch lever for locking or non-locking
- Self-Adjusting jaws lock onto different materials
- Adjustable tension knob



### #8050 Self-Adjusting Locking Pliers

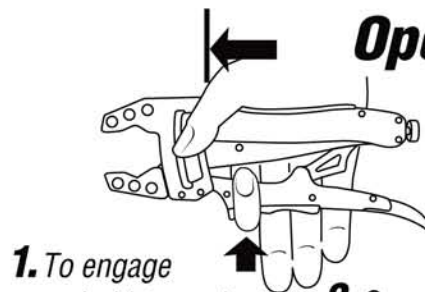
- Cam-Assisted™ hand force multiplier
- Self-Adjusting locking jaws for different materials
- Adjustable tension knob



### #7050 Self-Adjusting Pliers

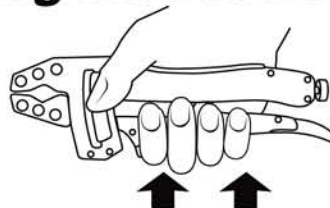
- Cam-Assisted™ hand force multiplier
- Self-Adjusting jaws adjust to different materials
- Adjustable tension knob

## Operating Instructions

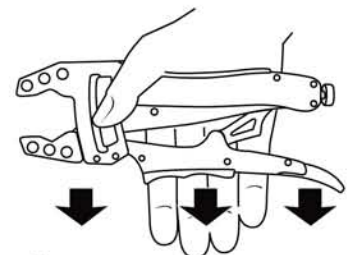


1. To engage cam, hold toward front (jaw) of pliers

2. Squeeze with index finger FIRST



3. Squeeze with all fingers SECOND



4. Release bottom handle FULLY to reset cam



See us on the web [www.idltools.com](http://www.idltools.com)  
Call for More Information **1-888-806-8225**